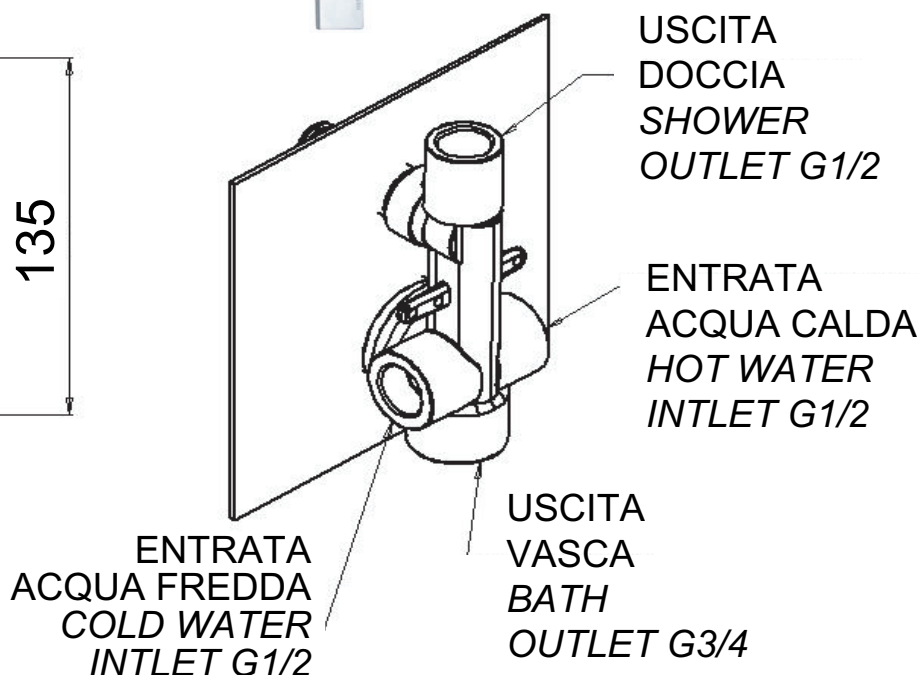
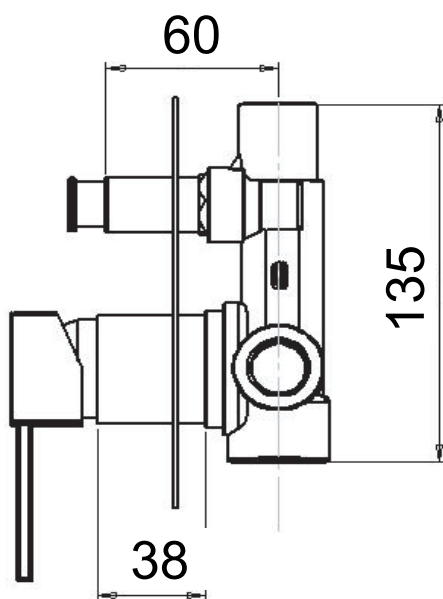
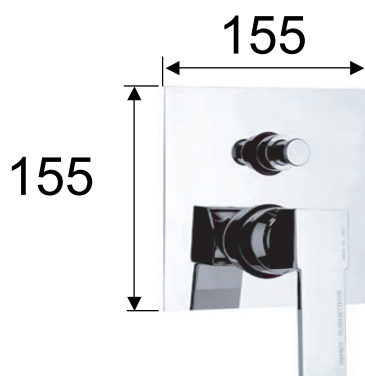


ART. COD.

**Q 09**



PRESSIONE / PRESSURE  
DOCCIA / SHOWER - PORTATA / FLOW  
VASCA / BATH - PORTATA / FLOW

1	2	3	4	5	bar
8,5	10,5	15,2	16,8	20,2	l/min
13	15,9	20,1	21,9	24,1	l/min

**MATERIALI / MATERIALS**

**OTTONE CROMATO / CHROME PLATED BRASS**

**CROMATURA / CHROME PLATING**

**UNI EN 248**

Via Leonardo da Vinci 83 - 20062 Cassano d'Adda (MI) Italy - Tel. +39-0363 364211

[info@remer.eu](mailto:info@remer.eu) [www.remer.eu](http://www.remer.eu)